


Novel Operating Tables



The Novel YOT-5500(s) is a fully hydraulic electromotive multi-purpose operating table. The YOT-5500(s) offers the user a wide range of positions (pictured above) by the simple press of a button. An acrylic table top can be added for x-ray use. The frame of the table has been specially designed suitable for use of radiography, especially the YOC-5500s which has a 30cm lateral slide feature to save the patient being moved if they are not correctly positioned. This table has been manufactured with high quality stainless steel, and comes with standard with a wide range of accessories.

Specifications:

Table top:	50 x 190cm
Elevation:	74 - 110cm
Trandeleburg Lat-tilt:	30°
Head break (manual adj):	+ 15° ~ -90°
Leg break (manual adj):	0 ~ - 90°
Table top rotation (manual):	180°
Lateral Slide:	30cm



The YOC-330 is a hydraulic multi-purpose operating table, this model also offers a wide range of positions, supine position, trandeleburg and reverse trandeleburg positions, right and left lateral tilt, chair position, flex position, kidney position and the proctologic position. These positions make this operating table for: general surgery, neurosurgery, orthopaedic, gynecology, emergency and urology applications.

Specifications:

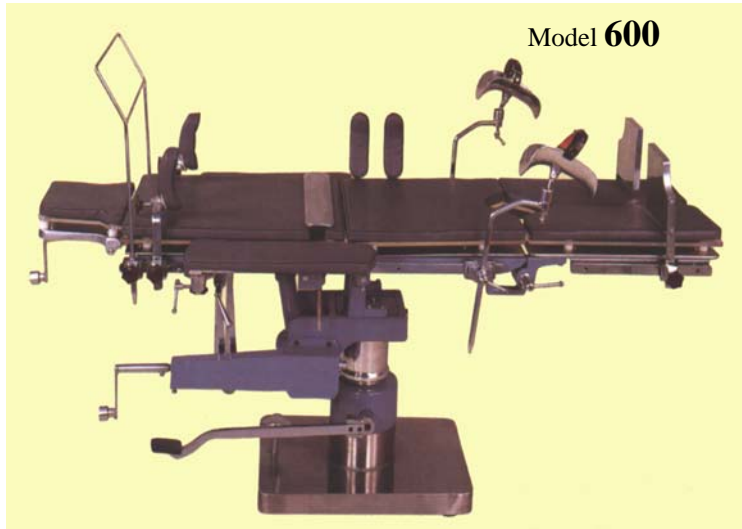
Table top:	45 x 190cm
or:	50 x 190cm
Elevation:	75 - 100cm
Trandeleburg:	+/-30°
Lateral tilt:	20°
Kidney/flex:	30°

Standard Accessories:


Screen Frame:	1 piece
Arm rest with mattress:	2 pieces
Shoulder supporters:	2 pieces
Chest & waist supporters:	2 pieces
Leg crutches:	2 pieces
Foot board:	2 pieces
Head board:	1 piece
Foot sole supporters:	2 pieces




Rexall Operating Tables



Model 600



Model 800



Model 700

This selection of Rexall Operating Tables are manufactured to very high quality standards. All models have an option of an x-ray translucent top.

Model 600: Table dimensions: 50cm wide X 192 cm long.
 Height adjustment: 74cm low and 104cm high
 Trendelenburg: 30° (25° on Model 800)
 Reverse trendelenburg: 25°
 Lateral tilt: 25°
 Kidney elevator: 10cm high
 Back section: 0 - 60° above (65° on Model 800)
 Leg section: 0 - 90° below (95° on Model 800)
 Table rotation: 360°

Model 700: (as above)

Model 800: (as above) +
 Table dimensions: 60cm wide X 120 cm long.
 + Auxiliary table: 60cm wide X 190cm long
 Seat section: 25°

All Rexall tables come with a large range of standard and optional accessories, please contact Medspares for further details on accessories.

Table Positions

MODEL	600	700	800
Chair Position	✓	✓	
Flex Position	✓		✓
Foot Section Down	✓		
Kidney Position	✓	✓	
Lateral Tilt - LEFT	✓	✓	
Lateral Tilt - RIGHT	✓	✓	

MODEL	600	700	800
Lithotomy	✓	✓	✓
Patient on back for "Foot Section Down" on Model 700 Proctological Position	✓	✓	
Split Leg Section	✓		
Supine Position	✓	✓	✓
Reverse Trendelenburg	✓	✓	✓
Trendelenburg	✓	✓	✓